

ORCID

**Importer des travaux à partir d'un  
fichier BibTex**

**Importieren von Arbeiten aus einer  
BibTex Datei**

**Adding works with a BibTeX file**

Screenshot

Version 31 mars 2020

## Import works with BibTeX file

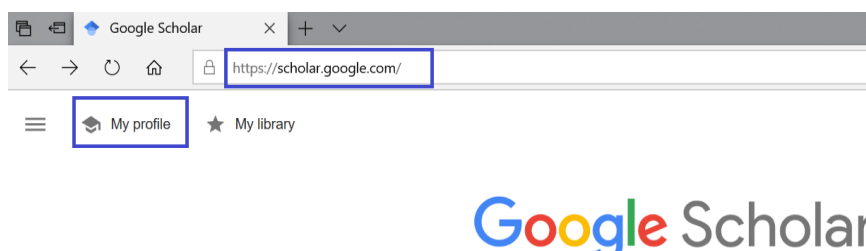
ORCID allows to import records from **BibTeX files (.bib)**. The works references must first be exported into **BibTeX format**. The [resulting BibTeX file](#) is imported into ORCID to integrate the references into the profile.

BibTeX file can be exported from **Google Scholar** and citation management tools such as EndNote, Mendeley, Zotero,...

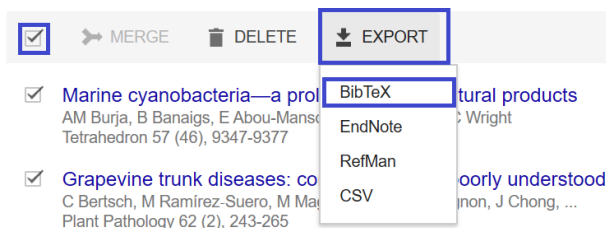
- **Import works from Google Scholar**

If you have a Google Scholar profile, you can **export your works in BibTeX file from Google Scholar and import them into ORCID**.

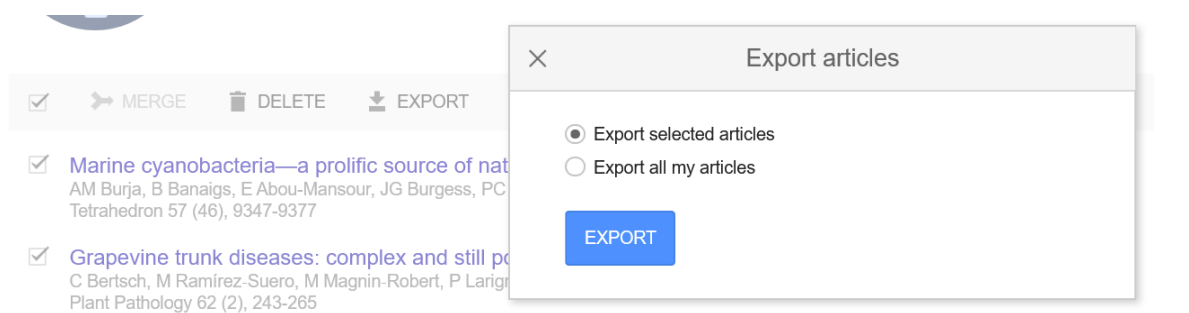
- **Select “My profile” in “scholar google”**



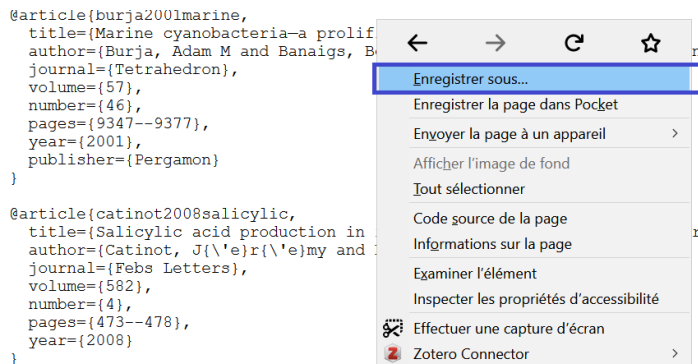
- **Select works to exports**



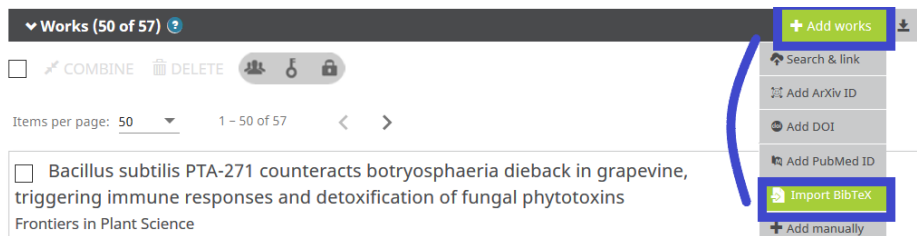
BibTeX format exported from **Google Scholar do not contain DOIs**. **ORCID mainly uses DOI to de-duplicate publication records**. Try to selectively import publications from Google Scholar only for those are not covered by other sources.




- **“Export”** the BibTeX file, right click and select **“Save as”** to save the file



- **Login to your ORCID**
- Under Works, click on **+ Add Works** and then **+ Import BibTeX**.



- **“Choose file”** and locate the file you saved



In case you have already had publications in ORCID that are imported from other sources, such as Scopus or ResearcherID, **selectively import publications from Google Scholar only for those are not covered by other sources to avoid to duplication of records.** This is because **records in Google Scholar usually do not have DOIs** and ORCID mainly uses DOI to de-duplicate publication records every time publication information is added.